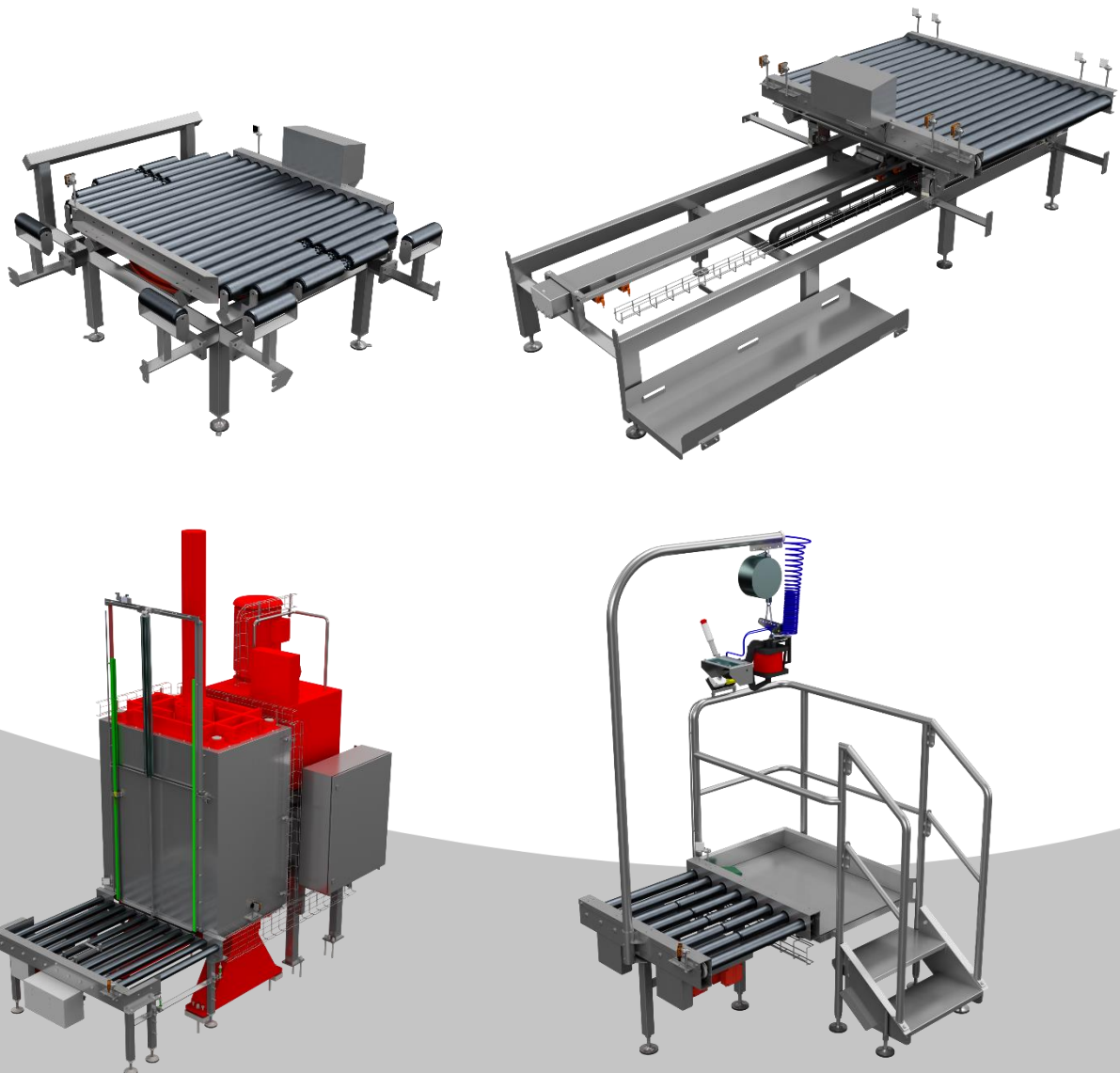


MACHINE SPECIFICATION

CONVEYOR SYSTEM



Machine name	Conveyor system	Manufacturer	Fluidor Equipment B.V.
Publication date	20-02-2024	Address	Ramgatseweg 25, 4941VN Raamsdonksveer, The Netherlands
Version	0.4	Telephone	+31(0)162 581 450

DESCRIPTION

Fluidor's driven Roller Conveyor Systems are designed to be connected to all types of Dumping Systems manufactured by Fluidor Equipment. These systems are available for 200-liter drums and 1,000-liter boxes or tote bins. The driven Roller Conveyor Systems are built with stainless steel AISI 304 and steel galvanized rollers. The transport roller height ranges between 700 to 1,200 mm and the conveyor is equipped with adjustable feet to compensate for floor slope.

The conveyors are fully driven by SEW motors, which are mounted underneath and protected by stainless steel covers. For automating the process line, a configuration can be made from the different conveyor executions (modules) as described here in the specification. Various options are also available to tailor the conveyor to the customer's requirements.

For safety, the conveyors maintain a standard working height of 700 mm. Depending on the installation configuration, the conveyors can also serve as a barrier or shielding measure to prevent exposure to hazardous situations. This safety feature can be justified by Fluidor Equipment based on a risk assessment in accordance with ISO 12100. Our long-term field experience also shows that safety is adequately guaranteed.

If desired, additional safety measures can be implemented to provide extra shielding for the equipment. However, these measures would deviate from our standard design and may incur additional costs

Regarding the removal of empty barrels from the unloading section of the roller conveyor, Fluidor Equipment B.V. acknowledges the worldwide variations in national laws, regulations, and guidelines concerning manual lifting. Therefore, we cannot recommend a universal approach. It is the responsibility of the customer to determine an appropriate solution based on the applicable national regulations. Optionally, Fluidor Equipment B.V. can offer assistance in this matter through consultation with the customer

DESIGN SPECIFICATION

- According actual CE-regulations, only in combination with an Fluidor machine
- Developed and build according quality system ISO 9001
- Clean design according actual EN1672-2 and HACCP-regulations
- Good Manufacturing Practice Regulation (EC) 2023/2006
- Components according Fluidor standard components list
- Machine control by HMI
- Control cabinet IP55 / NEMA 12 (VX25....., various sizes, AISI 304)
- Module for remote internet access
- Construction AISI304 with steel galvanized rollers.
- Easy access for maintenance
- Close chain compartment
- Max. 2 rollers driven by 1 chain for full drums/boxes.
- Height roller conveyor system 700 - 1200 mm
- Roller with diameter 60-90 mm
- Conveyor system is designed to be used 12 hours a day 5 days a week and 52weeks a year with proper maintenance and an expected service life of 20 years



REQUIREMENTS

- Layout (dimensional, utility & requirements drawing) available upon request
- Earthquake area extra fixation needed (Anchors option)
- Machine is designed for indoor use in a medium hygiene wet area

TECHNICAL DATA

	EU	USA
· Total weight	: Depending on customers request	
· Ambient temperature	: 5 - 25 °C	41 - 77 °F
· Relative humidity	: 30 - 70%	
· Noise level	: < 85 dB(A)	
· IP value (control cabinets + drives)	: IP55	
· Adjustable machine support legs	: 80 -160 mm	3.15 - 6.3 inch
· Dimensions h*w*d:	: Depending on customers request	
· Installed power	: Depending on customers request	

CAPACITY

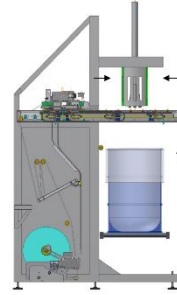
- Depending on customer demands

BIN AND DRUM SPECIFICATION

	EU	USA
· Dimensions drums:	Width: Ø480 to Ø630 mm Height: 810 to 1000 mm	19.0" to 24.8" inches 31.8" to 39.4" inches
· Max weight drum:	300 kg	775 Lbs
· Dimensions bin:	Length: 1465 mm Width: 1200 mm Height:1200 mm	57,7" inches 49,2" inches 49,2" inches
· Max weight bin :	1650 kg	3640 Lbs

CONVEYOR EXECUTIONS

Drum automatic bag inserter




Drum conveyor bag opening station



Drum conveyor bag removal station



Drum chain transfer



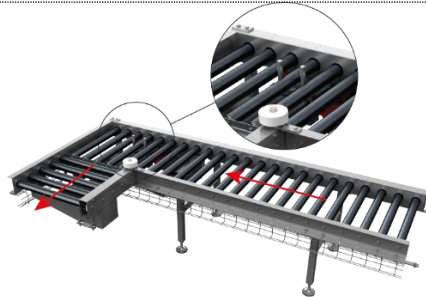
Drum conveyor bend



Drum conveyor corner section



Drum conveyor corner section with pusher




Drum conveyor cross-over



Drum conveyor cross-over platform



Drum conveyor in-out



Drum conveyor loading full drums



Drum conveyor straight



Drum conveyor T-section



Drum conveyor T-section with pusher




Drum conveyor unloading empty drums




Drum conveyor unloading full drums




Drum crusher



Drum gripper



Drum lid wasstation




Drum lift



Drum opening station



Drum shuttle



Drum sliding door



Drum tipper



Drum washer empty drums



Drum washer full drums



Drum weighing system



BIN bag opening station



BIN conveyor load unload



BIN conveyor loading



BIN conveyor straight



BIN conveyor unloading



BIN lift




BIN opening station



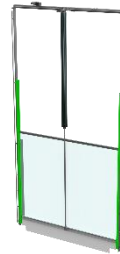
BIN rotation tabel




BIN shuttle



BIN sliding door



BIN weighing section



BMPS loading conveyor



BMPS-Paste loading conveyor



POWER SUPPLY / CONTROLES

- 3 Phase 400V 50Hz xx A+ neutral + earth, Siemens controls
- 3 Phase 480V 60Hz xx A + earth, Allen-Bradley controls, UL prepared

COMMUNICATION

- PROFINET connections pre- installed at Siemens controls
- Ethernet/IP connections pre- installed at Allen Bradley controls

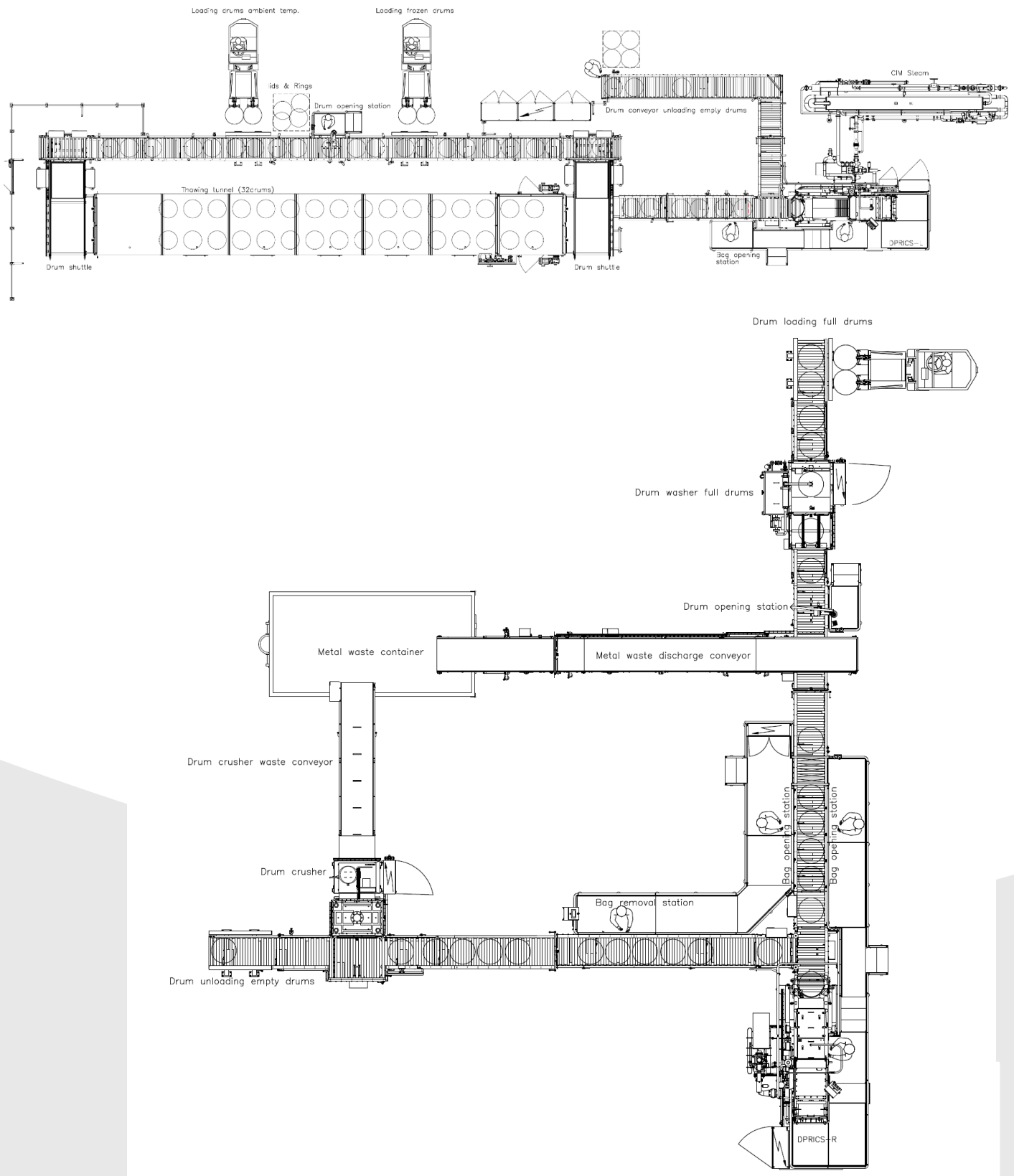
OPTIONS

- Gravity roller conveyor systems
- AISI 304 rollers
- USA: <= 9 motors. HD Control Cabinet (wall mounted cabinets):
IP66 / IPX9 / NEMA 13 / NEMA 4X (HD 1316.600, 810x1050/1221x300, AISI 304)

PROCESS OPTIONS

The Conveyor system modules can be combined with various Fluidor machines for supply and discharge transport of drums and bins

PROJECT LAYOUT EXAMPLE



ANNEXED DOCUMENTS

- Machine Lay-out
- Machine P&ID
- Fluidor standard components

GENERAL INFORMATION

Website : www.fluidor.com
Telephone : +31 162 581450

Sales : Mr. Jan Vermeulen
Telephone: : +31 162 581457
Mobile : +31 6 25009609
Email : j.vermeulen@Fluidor.com

Spares : Mr. Wing Ho Kwok
Telephone : +31 162 581468
Email : wh.kwok@fluidor.com

Service : Service department
Telephone : +31 162 581466
Email : service@fluidor.com